Trier University
of Applied Sciences

HOCHSCHULE TRIER

HOCHSCHULE TRIER | **Schneidershof | D-54293 Trier**

Akademisches Auslandsamt /
International Office

Tel. (int.): +49 651 8103-515
E-Mail :
international@hochschule-trier.de

Guide for Incoming Students
Winter Term 2026/27

1

Last update: Juli 2026

Table of Contents

Academic Calendar and Contact Information 4
II Checklist for exchange students 6
III What does it cost? 8
IV Before coming to Trier 9
1 Send us your application 9
2 Arrange your timetable 9
3 Non-EU students only: Get a student visa 9
4 Health insurance 10
5 Register 11
6 Transfer the student services contribution 11
7 Find accommodation 12
8 Sign up for the International Buddy Program (to be announced later) 13
V Your first days 14
1 Find your way to Trier 14
2 Find your way to the Hochschule 14
3 See us at the International Office 14
4 Pick up your student ID and enrollment certificate 15
5 Activate your username, email and password at the IT Service Point (G9) 16
6 Learn more during Orientation Week 16
7 Register at City Hall 16
8 Open a bank account 16
VI Studying 18
1 User name, email, home drive 18
2 PC pools, printers, copiers 18
3 Online Platforms 18
4 The library 19
5 Cafeteria and "Mensa" 19
6 German courses 19
II Living in Trier 21
1 Semester ticket 21
2 Mobile phone 21
3 WIFI and Internet cafés 21
4 Hospitals, doctors, pharmacies, emergency numbers 21
5 Police / Polizei 22
6 Shopping for groceries 22
VIII Free time activities 24
1 Events in Trier 24

2 Eating out 24
3 Sights in the city 24
4 Tourist attractions in the area 25
5 Bike/Fahrrad 25
6 Sports 26

Academic Calendar and Contact Information

Academic Calendar

At the Trier University of Applied Sciences, as at almost all universities in Germany, the academic years are divided into **two semesters**:

a) **Winter semester**, which goes from 1 September to 28 February.
b) **Summer semester**, which goes from 1 March to 31 August.

Each of the semesters has a class period, exam period and holidays. Current information can be found **here**:

Winter semester 2026/27. Important Dates:

Start of orientation week	Monday	28.09.2026
Start of courses	Monday	05.10.2026
Last course before Christmas	Saturday	23.12.2026
Start of courses after Christmas	Monday	04.01.2027
End of courses*	Saturday	30.01.2027

*Exams often take place **after the end** of the class period. As a rule, you must register in advance to take the exams. Inquire at your faculty weeks beforehand.*
* Detailed information can be obtained from the faculty.

Summer semester 2027

Start of courses	Monday	30.03.2027
End of courses	Saturday	03.07.2027

Hochschule Trier / Trier University of Applied Sciences (ERASMUS+ ID Code: D TRIER02)
Schneidershof - D-54293 Trier

Your contacts at the International Office (Akademisches Auslandsamt)
E-Mail: international@hochschule-trier.de

Managing Director Erasmus Coordinator and Incoming/Outgoing Students in Engineering, Informatics and Management	Christoph **Lex** Tel.: +49 651 8103 515 E-mail: c.lex@hochschule-trier.de
Design Campus Trier Incoming /Outgoing Students,	Berndt **Werner** *(Irminenfreihof Campus)* Tel.: +49 651 8103 824 E-mail: b.werner@hochschule-trier.de
Erasmus Administrator Campus Trier and Incoming/ Outgoing students in Business Management Erasmus Without Paper	Iris **Musch** Business Management Exchange Coordinator Tel.: +49 651 8103 378 E-mail: i.musch@hochschule-trier.de
PROMOS	Claudia **Careglio** E-Mail: claudia.careglio@hochschule-trier.de
Erasmus Cooperations Latin Countries	Francisco **Donoso** Tel.: +49 651 8103 506 E-Mail: donoso@hochschule-trier.de
Erasmus Administrator **Umwelt-Campus Birkenfeld (Environmental Campus)** Incoming and Outgoing Students	Daniela **Haubrich** Tel.: +49 6782 17 1843 / Fax: +496782 17 1691 E-Mail: d.haubrich@umwelt-campus.de

Emergency Phone Numbers
Police: 110 Fire, Ambulance: 112

II Checklist for exchange students

BEFORE coming to Trier

- ☐ Check our **course offer**[1].
- ☐ Have your International Office **nominate** you as an exchange student.
- ☐ Send us your **application form**.
- ☐ Send us your **learning agreement**.
- ☐ € NON-EU STUDENTS: Get a **visa**. **Apply early on!**
- ☐ € NON-EU STUDENTS: Get student **health insurance**.[2]
- ☐ € Look for **accommodation** (private / dormitory).
- ☐ Email us your **enrollment form.**
- ☐ € Transfer the **student services contribution** (**395.80**€ / semester. More info **here**).
- ☐ € Bring enough **cash** for the first weeks!
- ☐ *Optional:* Sign up for the **International Buddy Program (to be announced)**.

The first week

- ☐ Attend our **orientation week**.
- ☐ Pick up your **student ID** and **matriculation certificate**.
- ☐ Pick up your **username, password**, and university **email** address.
- ☐ *If applicable*: Send your **certificate of arrival** to your home university.
- ☐ Sign up for your classes on stud.IP. (StudIP is a digital learning platform used for organising courses. You can search for your events here and register for them.)
- ☐ Register at **Trier City Hall**.
- ☐ *If applicable*: Open a bank account.
- ☐ NON-EU STUDENTS who only have a 3-month visa: Register at the **Foreigners' Office.**

DURING the semester

- ☐ Attend your classes.
- ☐ Sign up for your exams via QIS. At the Trier University of Applied Sciences, as at almost all German universities, **it is necessary to register** in advance to be able to take the exams. Please note that this is very important. Please ask your faculty when the dates are, as you cannot take exams without prior registration.
- ☐ Take your exams.
- ☐ € Costs during the semester (see page 8)

[1] Some courses are only offered in the summer / winter semester; the course offer is always subject to changes. Course descriptions are always available, but timetables are only published shortly before the beginning of the semester.
[2] EU students: Request your European Health Insurance card from your provider if you do not have it yet.

AFTER the end of classes

- ☐ If applicable: Send your **certificate of departure** to your home university.
- ☐ € Staying for 2 semesters? Pay the **student services contribution** to re-enroll and **revalidate** your student ID, usually already several months in advance (will be announced by E-Mail).
- ☐ **De-register** from the city (**Ummeldung eines Wohnsitzes innerhalb von Trier)**
- ☐ Download your **transcript of records** from QIS.
- ☐ Have your classes accredited at your home university.

III What does it cost?

On average, students in Trier have to spend around 900 € / month to cover all of their expenses.

NON-EU STUDENTS:		see page
visa	visa fee: ~ 80 euros Proof of adequate funds (e.g. a blocked account- from September 2026 about 1000€ / month!)	8
health insurance	statutory health insurance: ~135€ / month private health insurance: differs	9
ALL STUDENTS:		
accommodation	~ 380 € / month + a refundable deposit (usually two months' rent) for most apartments	10
food	~ 300 € / month	-
GEZ fee (radio & television)	~ 18,36 € / month and household	10
phone, internet	~ 30 € / month	-
student services contribution	~ **395.80**€ / semester. More info **here**	10
miscellaneous	~ 100€ / month	-

Please check the pages given in the column on the right for more detailed information.

IV Before coming to Trier

1 Send us your application

STEP 1 Make sure your home university has an exchange **agreement** with Trier University of Applied Sciences and contact your international office.

STEP 2 See our **degree programs** to make sure they meet the requirements of your university career. Talk to your professor to make sure you'll get credit points for the classes you take here.
On this page, you can find **programs for exchange students**.

STEP 3 Send us your **Application form.**

As soon as we receive your application, the appropriate department(s) for your study will decide on your acceptance. You will soon receive a reply from us. Non-EU students will also receive a formal **letter of acceptance**; you will need it to apply for a visa. You can find more information **here**.

2 Arrange your timetable

STEP 1 Contact your faculty at Trier University of Applied Sciences.
Each faculty has one or more **contact persons for exchange students** who will help you select your classes.

STEP 2 Write the selected classes on your **learning agreement**.
The learning agreement must be signed by two department coordinators: one from Trier and one from your home university. Then email a scan to us.

3 Non-EU students only: Get a student visa

Depending on your nationality, you might have to apply for a student visa. On the website of the German Foreign Office (**Auswärtiges Amt**), you can find out whether you need a visa to enter Germany. Make sure to apply on time!

Required documents usually include:
- a valid passport,
- the letter of acceptance from the host university,
- proof of adequate funds for living expenses (e.g. a blocked bank account, a scholarship certificate, parental income...) From September 2024, the amount increased to **992 euros** per month or **11,904** euros for a year
- health insurance coverage letter.

Requirements may differ slightly from embassy to embassy, so make to get in touch with the one responsible for your area. You can find further information on the **DAAD's website.**

4 Health insurance

All students at German universities need to have health insurance. It must be an appropriate student health insurance (travel insurance won't work!) that covers the entire period of your stay.

EU students can simply use their European Health Insurance Card (EHIC). If you don't have it yet, please request it from your health insurance provider.

Non-EU students have three options:

1) **Check if your current health insurance is also valid in Germany.** This is the case, for example, with statutory health insurance in Turkey.
2) **Get German statutory health insurance** (e.g. AOK, DAK, Techniker Krankenkasse …) will cost you about 105 euros / month and covers all important expenses. Also, you won't have to pay in advance.
   We can recommend Expatrio (https://www.expatrio.com/) for getting this done directly from abroad.
3) **Private health insurance** may be cheaper but be careful to check if the insurance's coverage suits your needs and be prepared to pay in advance! You will also have to get an additional exemption document from German statutory health insurance to be enrolled. If you're planning to take out private health insurance, please contact us before concluding a policy!

Important: **Starting from 2020, international private health insurances will usually not be accepted for enrollment anymore[3].** You either must get statutory health insurance or a private **German** health insurance.

Your insurance company will then send you a certificate which you will need to enroll. You can find more information about health insurance on the DAAD's website and Study in Germany website.

[3] If you believe that your insurance is valid for enrollment, please have it checked by a statutory health insurance provider; if the coverage is sufficient, they will issue a certificate for your enrollment. **At any rate, do not buy insurance without making sure it is actually valid!**

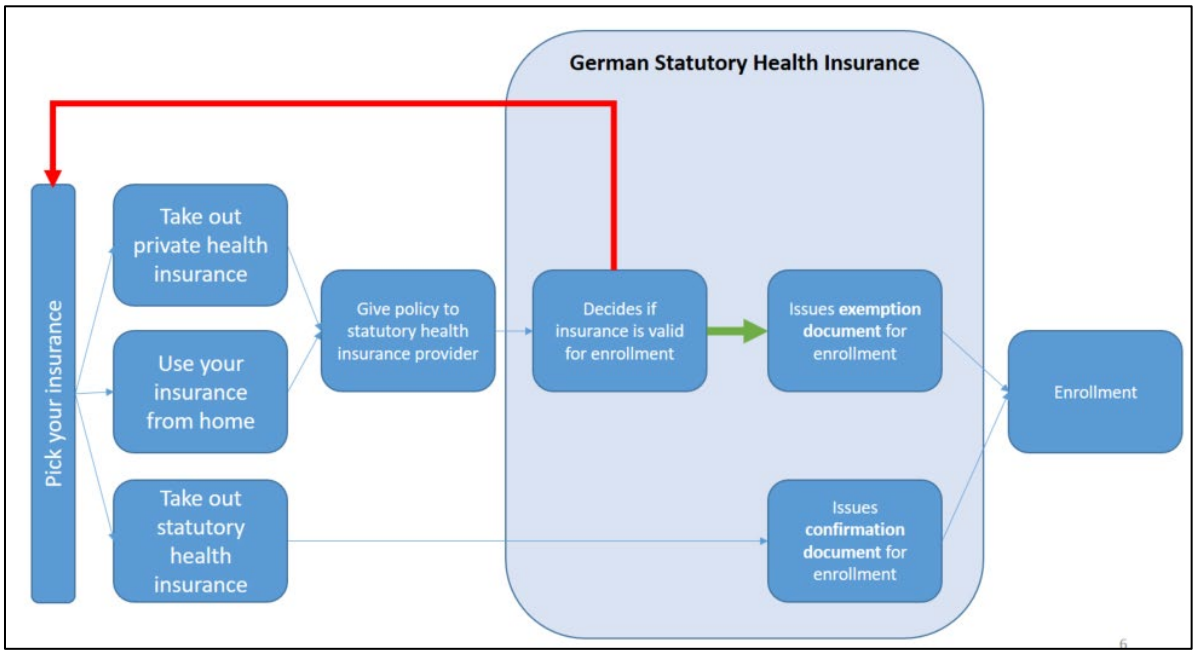

1 Health insurance and enrollment in Germany

5 Register

For more information, visit this **site.**

You should complete your registration at Trier University of Applied Sciences **before** you come to Trier. We will send you a reminder about this on time.

- Fill in the registration for enrolment form and send it to the International Office.
- With the form, also send:
  - a **passport photograph** for your student ID,
  - proof that you have **health insurance**,
  - a copy of your **passport** or identity card.
- Transfer the student services contribution (see below).

6 Transfer the student services contribution

Every student (no exceptions!) must pay the student services contribution (**395.80**€ / semester. More info **here**) to be enrolled. The payment includes a **free bus and train ticket** for Trier and the surrounding area as well as the Deutschland Ticket for free public transportation throughout Germany.

Wire the student services contribution to the account given in the enrolment form. Make sure you send the full amount – **sometimes bank fees are deducted**!

You cannot pay the contribution in cash or by credit card – it must be transferred. Doing this from home will save you time and hassle during your first week.

If you're already in Germany, but don't have a bank account yet, it is currently possible to pay the money in cash at **Postbank Trier** and have them transfer it for a small fee (about 10-20 euro). **You should consider this option if your bank charges very high fees for the transfer**, but please be aware that your enrollment process will be delayed a couple of days.

7 Find accommodation

More information at Living

Trier University of Applied Sciences has a few rooms/apartments to allocate to students. Unfortunately, there are not enough dorm rooms for all exchange students, so you might have to find private accommodation.

OPTION 1 Contact the international office at international@hochschule-trier.de. We'll try to find a dorm room for you. If you're interested in a dorm room, please contact us **early on**.

OPTION 2 Find a private room. This can be difficult in Trier, so it's best to start looking soon. The following websites can help you:

- On **wg-gesucht.de, housinganywhere**.com and **ebay-kleinanzeigen.de** students look for roommates and landlords offer their apartments.
- You can also search for rooms on the **Trier Student Services** website.
- The **Studierturm** (Studierturm) is an apartment complex that specializes in student living.

Some important points to consider:

- Don't forget to make an appointment with your landlord or the caretaker at your dorm so you can pick up your key. There are **no reception desks** in our dormitories and **moving in is only possible during the caretakers' office hours**. So please announce your arrival in advance to the caretaker and the International Office.

- Ask in advance what the apartment is equipped with. Usually, flats in Germany are unfurnished! Dormitory rooms are furnished, but often **won't include items like bedding or dishes**. The easiest option is to look for an **interim lease**, as these rooms are usually already furnished.

- **Make sure you know what the full price is**. Rent is usually broken up into "Kaltmiete" (basic rent for the apartment) and "Nebenkosten" (additional costs for gas, water, trash, cleaning …). If you find an offer that seems very cheap, make sure that the additional costs are included!

- In addition, all residents in Germany have to pay a **fee for radio and television ("GEZ-Gebühr", "Rundfunkbeitrag")**; this is currently ~ 18,36€ per month and household (so if you live with a roommate, each of you will only pay half).

- Check what the **rental period and conditions for termination** are. You will usually have to terminate your rental contract three months in advance.

If you haven't found accommodation yet, you can stay at hostels such as Jugendherberge Trier, Jugendgästehaus Warsberger Hof .

We also recommend reading our **guide to finding accommodation** beforehand.

8 Sign up for the International Buddy Program (to be announced later)

In the International Buddy Program, exchange students are matched with regular students at Trier University of Applied Sciences. Your buddy will help you find your way around Trier and the university in the first few weeks. In addition, several events and activities are offered within the program.

You can find more information and the sign-up form on this website.

V Your first days

1 Find your way to Trier

Airports in the area include:

Luxemburg Airport (ca. 40km)
Frankfurt Hahn Airport (ca. 70 km)
Frankfurt Main Airport (ca. 175 km)

Transfer from the airport to Trier (Hauptbahnhof / main station) is easiest by **bus**. You can book tickets online on here.

You can also book a train ticket to **Trier Hauptbahnhof** on bahn.de. This is especially suitable if you arrive at the Frankfurt Main Airport. The most frequent bus line between Luxemburg Airport and Luxemburg Airport is Emile Weber. Please note that there are direct lines, such as number 302 and with stops (lines 16, 26 and 303).

2 Find your way to the Hochschule

To get the University of Applied Sciences (Campus Schneidershof), it's easiest to go by bus.

from	bus line	direction	exit at stop
Hauptbahnhof	12/14	Trier, Hochschule Trier	Hochschule Trier

You can access the bus schedule online at **www.vrt-info.de/fahrplanauskunft**. You can also download the App "VRT Fahrplan" on your Android Device from Google Play or on your iPhone from App Store to find out about public traffic connections in Trier.

CAREFUL – AVOID THESE TRAPS!

- Please note that the University of Applied Sciences has several campuses, two of which (Birkenfeld and Idar-Oberstein) are not in Trier.
- There are two universities in Trier: he **University of Trier** (*Universität Trier*) and **Trier University of Applied Sciences** (*Hochschule Trier*). Please keep this in mind when asking for the way or taking the bus / taxi.

3 See us at the International Office

Once you arrive at the University of Applied Sciences, find us at the International Office.

On this campus, you can find the International Office in Building G, Room 108.
CAMPUS GESTALTUNG (DESIGN)

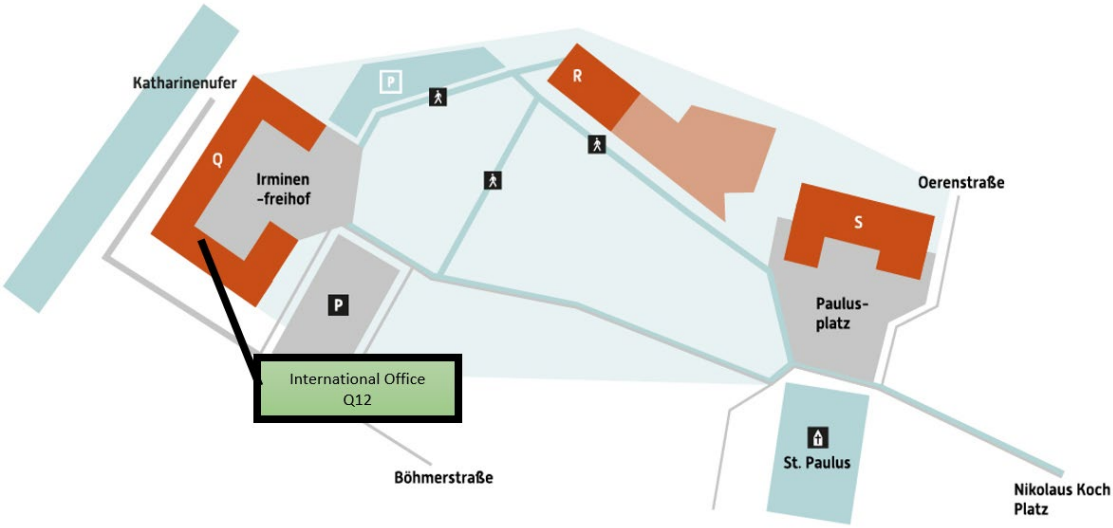

If you're a design student, you'll find your international office on the **Design Campus (Room Q12)**.

4 Pick up your student ID and enrollment certificate

If you have already completed your registration, you can pick up your student ID and your login data at the Student Services office. You have to **show your passport** to receive it. The **student ID** is very important because you also need it to

- take the bus / train,
- buy food at the cafeteria,
- use the library,
- access the parking lot and the PC pools,
- access the university on weekends.

On the student ID, you find:

- your "**Matrikelnummer**" (student identification number), which you will need for all kinds of formalities.
- the **validity date**. After this date, you won't be able to use your ID. If you are staying for longer than one semester, you must **re-validate** it at the validation stations in building G/H (main campus) or near Room Q11 (Design Campus).

Your **enrollment certificate** is an official document that proves your student status; you can send it to your home university as proof of arrival. You will also need it to open a student bank account.

5 Activate your username, email and password at the IT Service Point (G9)

Once you're enrolled, you can activate your username and email account online. An activation link will be provided along with your student ID and enrollment certificate. Alternatively, you can pick it up at the IT Service Point (room G9).
You need your username and password to

- access your university email account,
- sign up for classes and access course materials,
- connect to the university Wi-Fi ("eduroam"),
- use the computers in the PC pools.

6 Learn more during Orientation Week

During our Orientation Week, we'll help you with organizational matters such as registering at Trier City Hall (see the DAAD's website for more information). You'll also receive information about the university and meet your fellow international students.

Orientation usually takes place **the week before classes start**; you'll be informed about the exact dates and the schedule a few weeks in advance. Participation is not compulsory, but recommended.

7 Register at City Hall

All new citizens have to register at City Hall within the first two weeks after arrival. To register, you need your **passport** and a document called ***Wohnungsgeberbestätigung*** ("housing certificate"). You will receive it from your landlord or dormitory.
After registering, you'll receive your ***Meldebescheinigung*** ("registration certificate"). You will need this document to open a bank account in Germany, so we recommend registering as soon as you can. For further information on registering, please see the **DAAD's website**.
Don't forget to **de-register** again when you leave Germany; this can be done online (City Hall, Rathaus Trier)! Otherwise, you'll keep receiving **GEZ bills!**

8 Open a bank account

Many students decide to open a bank account in Germany, which is very useful and (for students) usually free of charge.

Call beforehand to make an appointment, especially if you want to talk to an English-speaking bank employee. Also, ask which documents are required. Usually, you need to take the following with you:

- a passport,
- your official address in Germany,
- your *Meldebescheinigung* (see **7 Register at City Hall**)
- your immatriculation certificate (see **4 Pick up your student ID**)

VI Studying

1 User name, email, home drive

Once you have your student ID, you can pick up your username and password at **the IT service point in G9**. Alternatively, you can activate your account online (in English: https://www.hochschule-trier.de/en/main-campus/campus/organisation/service-facilities/rzht/it-services-search/handout). For safety reasons, you should change your password after that.

With your user name and password, you can access your university email account. Use this address for communication at the university and remember to check it daily!

To use the **university Wi-Fi**, connect to the network ***eduroam*** and fill in your user name and password.

On your **home drive**, you have 1GB of storage space. You can access it from all university PCs or from your own laptop if it is connected to the university Wi-Fi. You can also access it from home using a VPN connection.

2 PC pools, printers, copiers

There are five PC pools on the main campus Schneidershof in Building G (Rechenzentrum,).

Ground floor :	Poolraum G12	Basement:	Poolraum G01
	Poolraum G13		Poolraum G03
			Poolraum G04

In the rooms or nearby, you'll find printers and scanners. To print, first charge your printing account at the machine in the lobby of Building G.
For more infos, please visit our Rechenzentrum for updates:

3 Online Platforms

Stud.IP
On **Stud.IP**, you can sign up for classes and find course materials. You can find detailed instructions on how to Stud.IP on the website of the International Office.

QIS
On QIS, you can see the dates of exams, sign up for them and see your grades.

Application Portal
On the application portal, you can print your enrollment certificate or check your payment of the semester fee.

OpenOLAT
OpenOlat is an e-learning platform where you can find online / blended learning courses.

4 The library

Where?
Building B

When?
During the semester:
9-18 (Mo-Thu)
8-13 (Fr)

Semester break:
9-14 (Mo-Thu)
8-13 (Fr)

What?
- borrow books and magazines
- access e-books, journals, databases and online trainings
- do courses and online trainings

5 Cafeteria and "Mensa"

Where?	When?	What?
"**Mensa**" (canteen) - Building E	**During the semester:** 11.15-13.45 (Mo-Thu) 11.15-13.30 (Fr).	Lunch:
		Stammessen ("standard menu"): main dish (+ 1 side, sometimes) side dishes for 3 **€**.
	Semester break: 11.30-13.30	**Komponentenessen:** Pick your dishes and pay for each.
		Find today's menu online: https://www.studiwerk.de/schneidershof
Cafeteria - Building E	**During the semester:** 8.45-16.00 (Mo-Thu) 8.45-14.30 (Fr). **Semester break:** 8.45-14.30	Snacks and drinks

How do I pay?
You must use your student ID to pay. You can charge it at the machine in the Mensa lobby as well as near-by the admissions office (Studierendenservice).

6 German courses

The University of Applied Sciences offers German courses for students, which you can find on *stud.IP*.

More courses are offered at language schools such as **Volkshochschule Trier** or *TASI (external links)*; however, you have to pay a fee to attend them.

The **International Centre (IZ)** at Trier University offers a language evening and a tandem program (where you can sign up to be matched with a German student who

wants to learn your language); students from Trier University of Applied Sciences can participate as well!

II Living in Trier

1 Semester ticket

Your student ID card is **not valid** as a ticket; only the digital ticket in the Portazon app (Android / iOS) allows students at Trier University of Applied Sciences to travel on all local and regional transport between the North Sea coast and the Alps during the semester your are registered as student.

For more detailed information, please see here.

Find **schedules** for **Trains** and **Buses**

2 Mobile phone

You can get a SIM card and/or a cell phone contract at discounters or specific shops in Trier. Examples:

Aldi (x 3)	Vodafone Shop (x 3)	O2 Shop (x 3)
Nagelstraße 25-27	Fleischstraße 62/64,65	Grabenstraße 20
Paulinstraße 90-92	Fleischstraße 49	Glockenstraße 18
Martha-Brach-Straße 4	Brotstraße 4	Fleischstraße 27

3 WIFI and Internet cafés

At the university, you can use the **eduroam Wi-Fi** for free. Most dorms also provide internet access.

The map below shows internet cafés in the city. In almost all places with a lot of foot traffic, there is WiFi provided by a municipal company, as well as on buses. It is also common for nearly all bars and restaurants, as well as shops, to offer free Wi-Fi.

4 Hospitals, doctors, pharmacies, emergency numbers

If you should get sick, there are several hospitals and doctors where you can get help. Some examples:

Krankenhäuser / Hospitals	Ärzte / Doctors	Apotheken / Pharmacies
1 Brüderkrankenhaus Trier		5 Apotheke Zur Steipe

Nordallee 1
54292
Tel: 0651/2080

2 Mutterkrankenhaus
Feldstraße 16
54290 Trier
Tel:0651/9470

3 Arzt für
Allgemeinmedizin
Klaus Meiners
Nordallee 12
Tel.: 0651/26683

4 Facharzt für
Allgemeinmedizin
Dr.med. Paul Liethen
Kochstraße 13
54290 Trier
Tel.: 0651/4367616

Hauptmarkt 16
54290 Trier
Tel.: 0651/975220

6 Löwen Apotheke
Hauptmarkt 6
54290 Trier
Tel.: 0651/42679

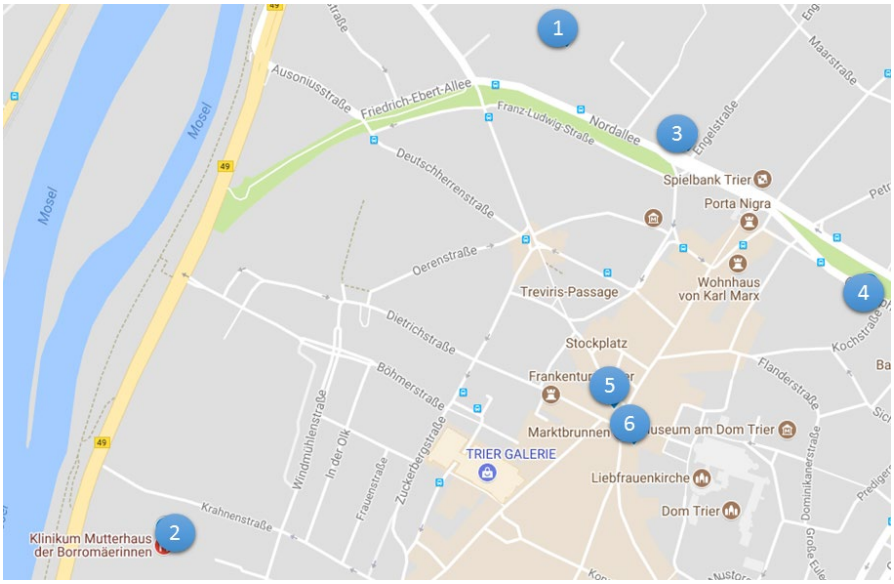

Emergency numbers / Notfallnummern: here

5 Police / Polizei

Polizeipräsidium Trier - Salvianstraße 9, 54290 Trier. See on this map.

6 Shopping for groceries

You can buy cheap groceries at discount supermarkets, e.g. **Aldi, Lidl, Netto, Norma, Kaufland.**
You can also buy groceries at shops like **Rewe** or **Edeka**, which are more expensive but offer a larger range of products.

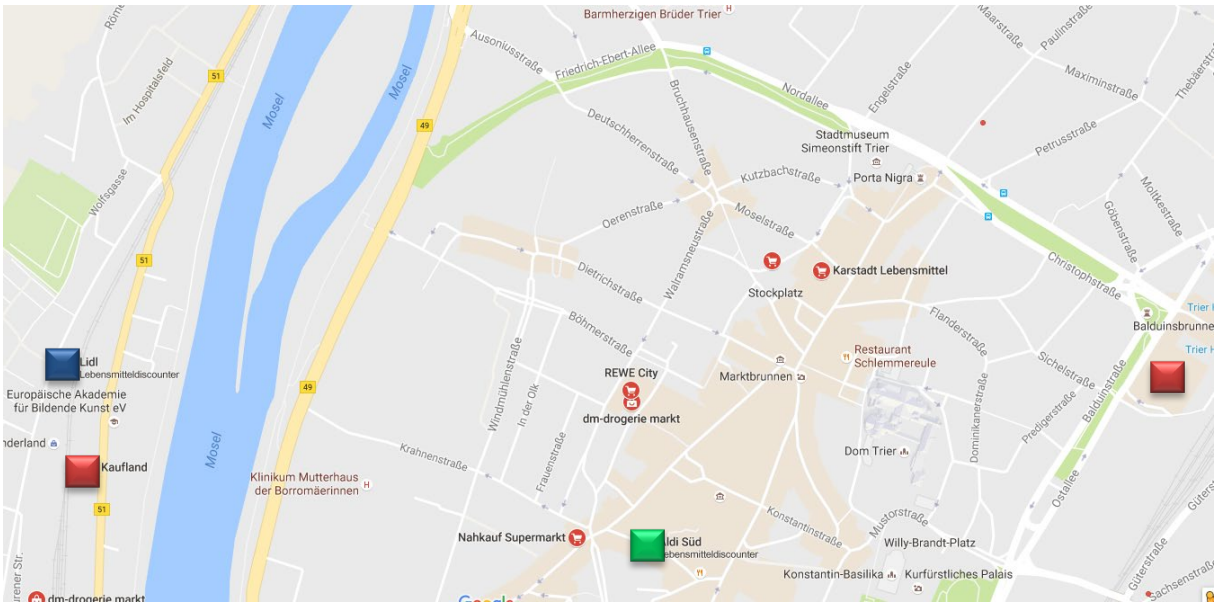

Lidl	Kaufland	Aldi Süd	Kaufland
Hornstr.	Aachenerstr. 58	Nagelstr.	Ostallee 3-7
54294 Trier	54294 Trier	54290 Trier	54920 Trier
08004353361	0651/99375980		0651/460280

For more grocery stores, please click here.

VIII Free time activities

1 Events in Trier

Altstadtfest
Moselfest
Music Festival
Weinfest
Trier spielt
Christmas market

You can find information on upcoming events on these websites:
- www.trier-info.de/veranstaltungen-in-trier
- www.kulturbeute.info
- www.hunderttausend.de

2 Eating out

You can find some nice places to eat, drink or sit outside in the city center or at the "Zurlaubener Ufer" by the river. A few examples:

- Cubiculum: Hosenstr. 2
- New Mintons, Jakobstraße 13
- MC Donald´s, Hauptmarkt 18
- Burger King, Fabrikstr. 3-5, Simeonstr. 9 and Zurmainerstr 146.
- Subway, Hauptmarkt 13
- Kartoffelkiste, Fahrstr. 13 - 14
- Pizza Hut, Brotstraße 40
- Pizzeria Da Franco, Palaststr. 7
- Ratskeller Zur Steipe, Hauptmarkt 14
- Schlemmereule, Domfreihof 1b
- Café 1900, Brotstr. 27

3 Sights in the city

Trier is the oldest city of Germany. It has many sights and Roman monuments such as the Porta Nigra, Trier Cathedral (German: *Trierer Dom*) and the Roman Imperial Baths.

For more information, see here.

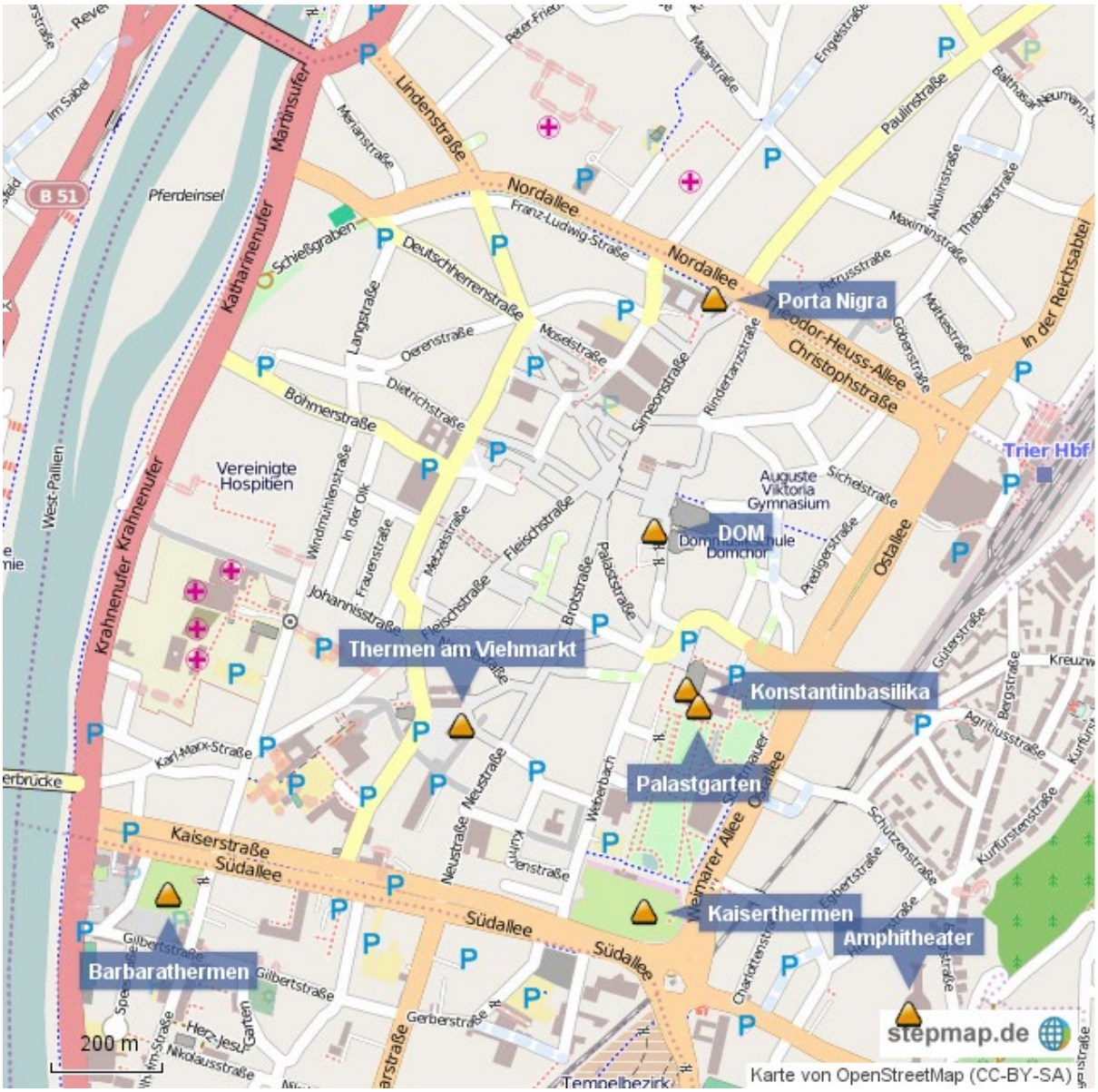

If you are interested, you can book a guided tour (fuehrungen@trier-info.de). For further information see http://www.trier-info.de/fuehrungen-fuer-einzelgaeste.

4 Tourist attractions in the area

Blick über den Bockfelsen auf die Oberstadt, By Streppel, CC BY-SA 3.0,

Luxembourg

The castle at Cochem, Germany by Peulle - CC BY-SA 4.0

Cochem

Burg Eltz, by Stefan Kühn - CC BY 3.0

Burg Eltz

Sicht auf Bernkastel-Kues an der Mosel, Deutschland by Berthold Werner – PD

Bernkastel-Kues

5 Bike/Fahrrad

You can try to buy a used bike online. Try the websites hunderttausend.de or ebay-kleinanzeigen.de.

6 Sports

OPTION 1 Sports courses at Trier University
As the gyms at the University of Applied Sciences are being renovated, it's not possible to do sports there. However, a large number of sports courses are offered at Trier University, where you can participate for a small fee.

OPTION 2 Join the PST
As a student at the University of Applied Sciences, you can join the PST (Post-Sportverein Trier) for free. The PST is a club that offers a large variety of sports.

OPTION 3 Find a club or sports facilities in the city
There are lots of sport clubs and sports facilities such as swimming pools, gyms or climbing halls in Trier. You can find an overview on the city's official website.

On this map, you can see a few gyms in Trier:

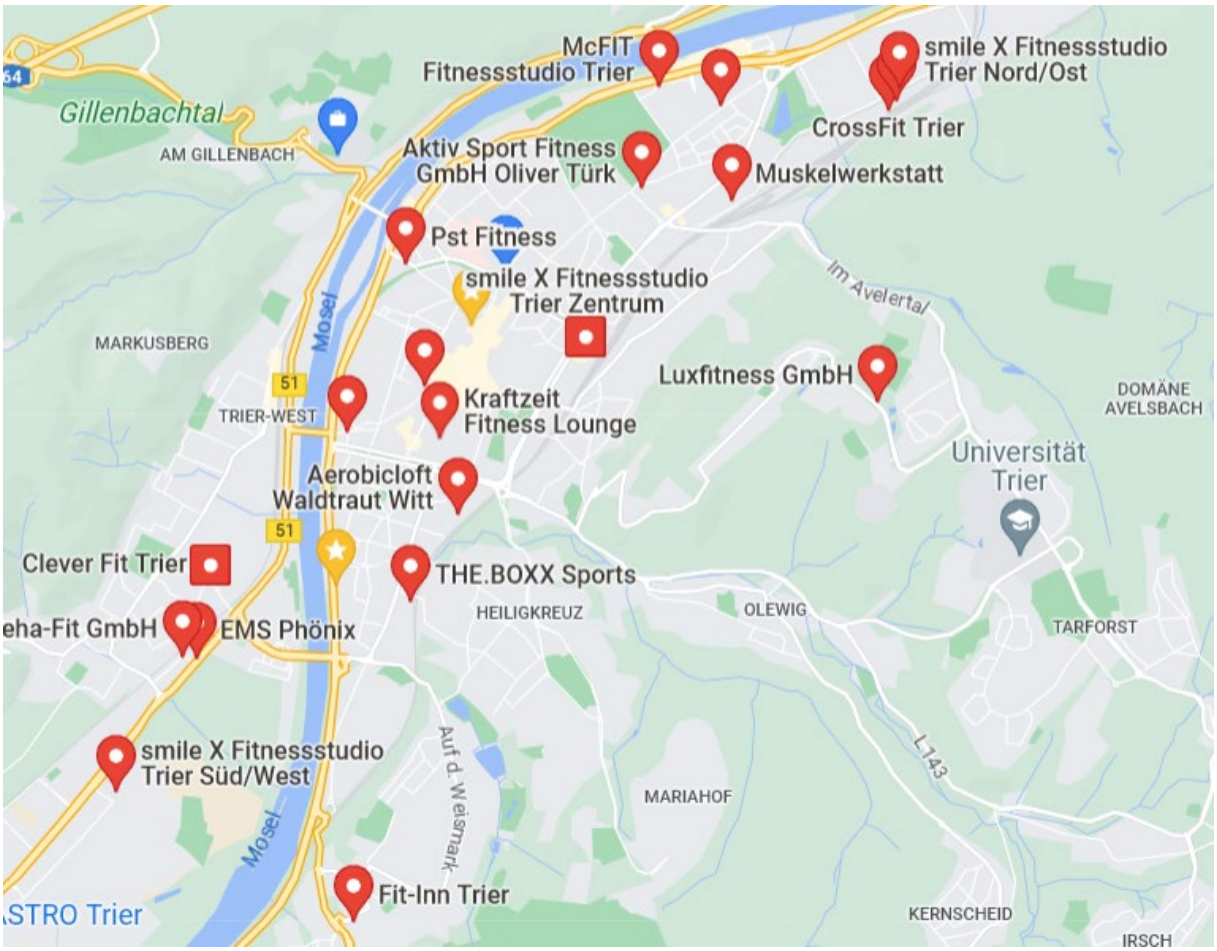

All members of the Trier University of Applied Sciences can help you.

Don't hesitate to contact us if anything is unclear.